

RESOLUTION NO. 2017-03


**A RESOLUTION OF THE BOARD OF DIRECTORS
OF THE MIDWAY CITY SANITARY DISTRICT OF
ORANGE COUNTY, CALIFORNIA, ADOPTING THE
2017-2018 SALARY SCHEDULE**

WHEREAS, California Code Regulations, Title 2, Section 570.5 was adopted by CalPERS to provide specific requirements on how public agencies should document pay rates;


WHEREAS, to comply with Section 570. 5, the District's salary schedule listing all titles for every employee position, pay rates for each position, and the time base for each pay rate must be adopted by the Board of Directors.

NOW, THEREFORE, BE IT RESOLVED THAT, in accordance with California Code Regulations, Title 2, Section 570.5, the Board of Directors of the Midway City Sanitary District hereby adopts the Salary Schedule, Effective July 1, 2017 – June 30, 2018, which is attached hereto as Exhibit A.

PASSED AND ADOPTED, at a regular meeting of the Board of Directors of Midway City Sanitary District of Orange County, California, held this 21st day of ~~February, 2017.~~



Tyler M. Diep, President

ATTEST:


Charlie C. Nguyen, Secretary

CERTIFICATION

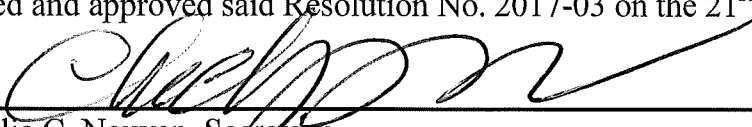
I, Charlie C. Nguyen, Secretary of the MIDWAY CITY SANITARY DISTRICT of Orange County, California, do hereby certify that the foregoing Resolution No. 2017-03 was duly adopted at a meeting of the Governing Board of said District held on the 21st day of February, 2017 by the following vote of the members of the Board:

AYES: Cobo, Diep, Nguyen, Krippner and Rice

NOES:

ABSENT:

and I further certify that Tyler M. Diep, as President, and Charlie C. Nguyen, as Secretary, signed and approved said Resolution No. 2017-03 on the 21st day of February, 2017.



Charlie C. Nguyen, Secretary

(District Seal)

STATE OF CALIFORNIA)
) ss.
COUNTY OF ORANGE)

I, Charlie C. Nguyen, Secretary of the Midway City Sanitary District of Orange County, California, do hereby certify that the foregoing is a full, true and correct copy of Resolution No 2017-03 passed and adopted by the Board of Directors of said District at a meeting thereof held on the 21st day of February, 2017.

IN WITNESS WHEREOF, I have hereunto set my hand and affixed my official Seal of said District this 21st day of February, 2017.



Charlie C. Nguyen, Secretary

MIDWAY CITY SANITARY DISTRICT
District Wide Pay Schedule
Fiscal Year 2017-2018

REPRESENTED EMPLOYEES - all employees are full time basis

JOB TITLE

LEAD SOLID WASTE WORKER	STEP 1	STEP 2	STEP 3	STEP 4	STEP 5	STEP 6	STEP 7	STEP 8
BI-WEEKLY	2,168.80	2,249.60	2,331.20	2,454.40	2,584.00	2,720.00	2,862.40	3,005.60
MONTHLY	4,699.07	4,874.13	5,050.93	5,317.87	5,598.67	5,893.33	6,201.87	6,512.13
ANNUAL	56,388.80	58,489.60	60,611.20	63,814.40	67,184.00	70,720.00	74,422.40	78,145.60
RATE PER HOUR	27.11	28.12	29.14	30.68	32.30	34.00	35.78	\$37.57

SOLID WASTE DRIVER	STEP 1	STEP 2	STEP 3	STEP 4	STEP 5	STEP 6	STEP 7	STEP 8
BI-WEEKLY	1,720.00	1,761.60	1,805.60	1,846.40	1,887.20	1,928.80	1,975.20	2,050.40
MONTHLY	3,726.67	3,816.80	3,912.13	4,000.53	4,088.93	4,179.07	4,279.60	4,442.53
ANNUAL	44,720.00	45,801.60	46,945.60	48,006.40	49,067.20	50,148.80	51,355.20	53,310.40
RATE PER HOUR	21.50	22.02	22.57	23.08	23.59	24.11	24.69	\$25.63

UTILITY PERSON	STEP 1	STEP 2	STEP 3	STEP 4	STEP 5	STEP 6	STEP 7	STEP 8
BI-WEEKLY	1,426.40	1,480.00	1,531.20	1,588.80	1,647.20	1,708.00	1,804.00	1,847.20
MONTHLY	3,090.53	3,206.67	3,317.60	3,442.40	3,568.93	3,700.67	3,908.67	4,002.27
ANNUAL	37,086.40	38,480.00	39,811.20	41,308.80	42,827.20	44,408.00	46,904.00	48,027.20
RATE PER HOUR	17.83	18.50	19.14	19.86	20.69	21.35	22.55	\$23.09

LEAD SEWER MAINTENANCE WORKER	STEP 1	STEP 2	STEP 3	STEP 4	STEP 5	STEP 6	STEP 7	STEP 8
BI-WEEKLY	2,168.80	2,249.60	2,331.20	2,430.40	2,584.00	2,720.00	2,862.40	3,005.60
MONTHLY	4,699.07	4,874.13	5,050.93	5,265.87	5,598.67	5,893.33	6,201.87	6,512.13
ANNUAL	56,388.80	58,489.60	60,611.20	63,190.40	67,184.00	70,720.00	74,422.40	78,145.60
RATE PER HOUR	27.11	28.12	29.14	30.38	32.30	34.00	35.78	\$37.57
CWEA Grade 1 +3%	27.92	28.96	30.01	31.29	33.27	35.02	36.85	38.70
CWEA Grade 2 +1.5%	28.34	29.40	30.46	31.76	33.77	35.55	37.41	39.28
CWEA Grade 3 +1%	28.63	29.69	30.77	32.08	34.11	35.90	37.78	39.67
CWEA Grade 4 +1%	28.91	29.99	31.08	32.40	34.45	36.26	38.16	40.07

PUMP STATION MECHANIC	STEP 1	STEP 2	STEP 3	STEP 4	STEP 5	STEP 6	STEP 7	STEP 8
BI-WEEKLY	1,975.20	2,055.20	2,135.20	2,215.20	2,303.20	2,377.60	2,453.60	2,531.20
MONTHLY	4,279.60	4,452.93	4,626.27	4,799.60	4,990.27	5,151.47	5,316.13	5,484.27
ANNUAL	51,355.20	53,435.20	55,515.20	57,595.20	59,883.20	61,817.60	63,793.60	65,811.20
RATE PER HOUR	24.69	25.69	26.69	27.69	28.79	29.72	30.67	\$31.64
CWEA Grade 1 +3%	25.43	26.46	27.49	28.52	29.65	30.61	31.59	32.59
CWEA Grade 2 +1.5%	25.81	26.86	27.90	28.95	30.10	31.07	32.06	33.08
CWEA Grade 3 +1%	26.07	27.13	28.18	29.24	30.40	31.38	32.38	33.41
CWEA Grade 4 +1%	26.33	27.40	28.46	29.53	30.70	31.70	32.71	33.74

SEWER MAINTENANCE WORKER	STEP 1	STEP 2	STEP 3	STEP 4	STEP 5	STEP 6	STEP 7	STEP 8
BI-WEEKLY	1,751.20	1,832.00	1,913.60	1,990.40	2,071.20	2,152.00	2,232.00	2,309.60
MONTHLY	3,794.27	3,969.33	4,146.13	4,312.53	4,487.60	4,662.67	4,836.00	5,004.13
ANNUAL	45,531.20	47,632.00	49,753.60	51,750.40	53,851.20	55,952.00	58,032.00	60,049.60
RATE PER HOUR	21.89	22.90	23.92	24.88	25.89	26.90	27.90	\$28.87
CWEA Grade 1 +3%	22.55	23.59	24.64	25.63	26.67	27.71	28.74	29.74
CWEA Grade 2 +1.5%	22.88	23.94	25.01	26.01	27.07	28.12	29.17	30.18
CWEA Grade 3 +1%	23.11	24.18	25.26	26.27	27.34	28.40	29.46	30.48
CWEA Grade 4 +1%	23.34	24.42	25.51	26.53	27.61	28.69	29.75	30.79

LEAD FLEET MAINTENANCE MECHANIC	STEP 1	STEP 2	STEP 3	STEP 4	STEP 5	STEP 6	STEP 7	STEP 8
BI-WEEKLY	2,168.80	2,249.60	2,331.20	2,454.40	2,584.00	2,720.00	2,862.40	3,005.60
MONTHLY	4,699.07	4,874.13	5,050.93	5,317.87	5,598.67	5,893.33	6,201.87	6,512.13
ANNUAL	56,388.80	58,489.60	60,611.20	63,814.40	67,184.00	70,720.00	74,422.40	78,145.60
RATE PER HOUR	27.11	28.12	29.14	30.68	32.30	34.00	35.78	\$37.57

MECHANIC	STEP 1	STEP 2	STEP 3	STEP 4	STEP 5	STEP 6	STEP 7	STEP 8
BI-WEEKLY	1,975.20	2,055.20	2,135.20	2,215.20	2,303.20	2,377.60	2,453.60	2,531.20
MONTHLY	4,279.60	4,452.93	4,626.27	4,799.60	4,990.27	5,151.47	5,316.13	5,484.27
ANNUAL	51,355.20	53,435.20	55,515.20	57,595.20	59,883.20	61,817.60	63,793.60	65,811.20
RATE PER HOUR	24.69	25.69	26.69	27.69	28.79	29.72	30.67	\$31.64

UNREPRESENTED EMPLOYEES

Effective 07-01-2017 all employees are full time basis

EXECUTIVE/BOARD SECRETARY	STEP 1	STEP 2	STEP 3	STEP 4	STEP 5	STEP 6	STEP 7	STEP 8
BI-WEEKLY	2,553.60	2,687.20	2,828.80	2,941.60	3,118.40	3,212.00	3,308.00	3,407.20
MONTHLY	5,532.80	5,822.27	6,129.07	6,373.47	6,756.53	6,959.33	7,167.33	7,382.27
ANNUAL	66,393.60	69,867.20	73,548.80	76,481.60	81,078.40	83,512.00	86,008.00	88,587.20
RATE PER HOUR	31.92	33.59	35.36	36.77	38.98	40.15	41.35	\$42.59

ADMIN SECRETARY/ACCOUNTANT	STEP 1	STEP 2	STEP 3	STEP 4	STEP 5	STEP 6	STEP 7	STEP 8
BI-WEEKLY	1,968.80	2,038.40	2,112.00	2,180.00	2,249.60	2,316.80	2,386.40	2,458.40
MONTHLY	4,265.73	4,416.53	4,576.00	4,723.33	4,874.13	5,019.73	5,170.53	5,326.53
ANNUAL	51,188.80	52,998.40	54,912.00	56,680.00	58,489.60	60,236.80	62,046.40	63,918.40
RATE PER HOUR	24.61	25.48	26.40	27.25	28.12	28.96	29.83	\$30.73

MIDWAY CITY SANITARY DISTRICT
 District Wide Pay Schedule
 Fiscal Year 2017-2018

ADMIN SECRETARY/RECEPTIONIST	STEP 1	STEP 2	STEP 3	STEP 4	STEP 5	STEP 6	STEP 7	STEP 8
BI-WEEKLY	1,968.80	2,038.40	2,112.00	2,180.00	2,249.60	2,316.80	2,386.40	2,458.40
MONTHLY	4,265.73	4,416.53	4,576.00	4,723.33	4,874.13	5,019.73	5,170.53	5,326.53
ANNUAL	51,188.80	52,998.40	54,912.00	56,680.00	58,489.60	60,236.80	62,046.40	63,918.40
RATE PER HOUR	24.61	25.48	26.40	27.25	28.12	28.96	29.83	\$30.73

FINANCE/HUMAN RESOURCES DIRECTOR
 ANNUAL BASE SALARY RANGE \$95,000.00 - \$145,000.00 Effective 07-01-2017 Full Time Basis
 ACTING GENERAL MANAGER PAY, SPECIAL COMPENSATION AT GENERAL MANAGERS BASE SALARY AT TIME OF AGM. SEE GEN. MGR. BELOW

DIRECTOR OF OPERATIONS/SAFETY
 ANNUAL BASE SALARY RANGE \$80,000.00 - \$120,000.00 Effective 07-01-2017 Full Time Basis

GENERAL MANAGER
 ANNUAL BASE SALARY is \$154,467.00 Effective 08-01-2017 Full Time Basis